


## Rubber Twin Welding Hose

One piece, two-line welding hose, securely jointed together to prevent tangling and increase flexible.



CODE	Nominal Size mm	Actual Size mm				Working Pressure kgf/cm <sup>2</sup>	Mtr Per Coil
		OX		AC			
		I.D.	O.D.	I.D.	O.D.		
350126	6×9	6.8	13.8	9.5	16.3	15	200
350127	8×8	7.9	14.9	7.9	14.7	15	200
350128	8×9	7.9	14.9	9.5	16.3	15	200

## Rubber Air Hose

Black, corrugated or smooth surface, molded and braided construction for general service



CODE	Nominal Size mm	Actual Size mm		Working Pressure kgf/cm <sup>2</sup>	Mtr Per Coil
		I.D.	O.D.		
350101	6mm	6.3	14.5	15 kgf/cm <sup>2</sup>	100
350102	9mm	9.5	18.0	15 kgf/cm <sup>2</sup>	100
350103	12mm	12.7	24.0	10 kgf/cm <sup>2</sup>	100
350104	15mm	15.9	27.5	10 kgf/cm <sup>2</sup>	100
350105	19mm	19.0	30.5	10 kgf/cm <sup>2</sup>	100
350106	25mm	25.4	38.0	10 kgf/cm <sup>2</sup>	100
350107	32mm	31.8	47.0	7 kgf/cm <sup>2</sup>	100
350108	38mm	38.1	53.5	7 kgf/cm <sup>2</sup>	100
350109	50mm	50.8	71.0	7 kgf/cm <sup>2</sup>	50

## Rubber Oxygen Hose

CODE	Nominal Size mm	Actual Size mm		Working Pressure kgf/cm <sup>2</sup>	Mtr Per Coil
		I.D.	O.D.		
350116	6 mm	6.5	15.5	15	200
350117	8mm	7.9	16.5	15	200
350118	9mm	9.5	18.0	15	200



## Rubber Acetylene Hose

CODE	Nominal Size mm	Actual Size mm		Working Pressure kgf/cm <sup>2</sup>	Mtr Per Coil
		I.D.	O.D.		
350121	6	6.3	13.5	3	200
350122	8	7.9	15.0	3	200
350123	9	9.5	16.5	3	200


## PVC Watersuction Delivery Hose



Plastic Coil Reinforced

CODE	Nominal Size mm	Actual Size mm		Working Pressure kgf/cm <sup>2</sup>	Mtr Per Coil
		I.D.	O.D.		
350171	25	25.0	30.0	6.0	50
350172	32	32.0	37.0	6.0	50
350173	38	38.0	43.6	4.5	50
350174	50	50.8	57.8	4.0	50
350175	65	63.5	72.0	3.5	20
350176	75	76.2	85.0	3.5	20
350177	100	101.2	113.1	3.5	20
350178	125	127.0	139.0	3.0	20
350179	150	152.4	166.0	2.5	20

## Plastic Transparent Hose



CODE	Actual Size mm		Mtr Per Coil	CODE	Actual Size mm		Mtr Per Coil
	I.D.	O.D.			I.D.	O.D.	
350211	2	4	100	350229	12	14	50
350212	3	5	100	350230	12	15	50
350213	4	6	100	350231	14	17	50
350214	4	7	100	350232	15	18	50
350215	5	7	100	350233	16	19	50
350216	5	8	100	350234	19	23	50
350217	6	8	100	350235	22	26	50
350218	6	9	100	350236	25	29	50
350219	7	9	100	350237	25	30	50
350220	7	10	100	350238	30	36	50
350221	8	10	100	350239	32	38	50
350222	8	11	100	350240	38	44	50
350223	8	12	100	350241	50	58	50
350224	9	11	100	350242	63	73	30
350226	10	12	100	350243	75	86	30
350227	10	13	100				
350228	10	14	100				

## PVC Teton Reinforced Hose



CODE	Actual Size mm		Working Pressure kgf/cm <sup>2</sup>	Mtr Per Coil
	I.D.	O.D.		
350321	4	9	16	100
350322	6	11	16	100
350323	8	13.5	14	100
350324	9	15	14	100
350325	10	16	10	100
350326	12	18	10	100
350327	15	22	10	50
350328	19	26	8	50
350329	25	33	8	50
350330	32	41	7	40
350331	38	48	7	40
350332	50	62	7	40
350333	63	80	5	20
350334	75	92	5	20

## PVC Steel-Coil Reinforced Hose

CODE	Nominal I.D.mm	Actual O.D.mm	Working Pressure kgf/cm <sup>2</sup>	Mtr Per Coil
350351	4	9	15	50
350352	6	11	15	50
350353	8	13.5	13	50
350354	9	15	13	5050
350355	10	16	10	50
350356	12	18	10	50
350357	15	22	7	50
350358	19	26	7	5050
350359	25	33	6	50
350360	32	41	6	40
350361	38	48	6	40
350362	50	62	5	40
350363	63	80	5	20
350364	75	92	3	20



## Universal Airhose Coupling

Cast Steel made couplings forming a positively locked connection that will not break or come apart in service .the locking jaws are heavy with large bulk surfaces which cannot bent or break loose couplings are interchangeable between sizes and combinations.

CODE	SIZE		TYPE
	Nom.mm	Inch	
351021	9	3/8	Hose End
351022	12	1/2	
351023	19	3/4	
351024	25	1	
351026	25	PT3/8	Male Thread End
351027	25	PT1/2	
351028	25	PT3/4	
351029	25	PT1	Female Thread End
351031	25	PT3/8	
351032	25	PT1/2	
351033	25	PT3/4	
351034	25	PT1	Packing for universal coupling
351036			



## Pistol-Grip Hose Nozzles

Brass made and finished with chrome. Furnished with variable spray flow squeeze lever. Nozzle available in 15 mm dia.only



351008	Nozzle hose, pistol grip 15 mm hose end	Pc.
--------	---	-----

## Cast Air-Hose Coupling


Female thread connection for use with the ship's male thread air outlet.Made of cast bronze with Metric Fine Thread of M42×2 for respective hose end connection thread size.



CODE	Size	Thread
351051	6	M42 x 2
351052	8	M42 x 2
351053	9	M42 x 2
351054	12	M42 x 2
351055	15	M42 x 2
351056	19	M42 x 2
351057	25	M42 x 2

## Lock Type-Air-House-Couplings

The quick lock coupling feature makes it especially efficient and economical for every kind of air and pneumatic servive



CODE	Hose size		CODE	Hose size	
	Norm.mm	Inch		Norm.mm	Inch
351011	9	3/8	351013	19	3/4
351012	12	1/2	351014	25	1

## Brass-Screw-Air-Hose-Couplings

Brass air hose screw type coupling.Both ends are of exactly the same straight pipe thread size and can't be connected to different diameter hoses



Connec tion Thread	CODE	Nominal Hose End mm	Connection Thread
1/4"	351064	12	1/4"
1/4"	351065	19	1/4"
1/4"			

## Quick-Connect Couplers

### 1. Single End Shut Off Coupler

One way ball locking most ordinary type of sockets & plugs. When these sockets and plugs are disconnected, liquid or gas inside will stop flowing automatically on the socket side. Withstanding capacity of main body materials against pressure is as follows.

Fluid Pressure	Material	
	Steel	Stainless Steel
Normal Pressure	15kgf/cm <sup>2</sup>	1515kgf/cm <sup>2</sup>
Max. Pressure	20kgf/cm <sup>2</sup>	20kgf/cm <sup>2</sup>
Major Applicable Fluid	Air, Oil	Air, Water



SH Serious Socket



PH Serious Plug

### A. Hose End Type

Hose End Size	Part No.	Steel	S.Steel
		CODE	CODE

#### SH Series Socket

1/4	20SH	351201	351221
3/8	30SH	351202	351222
1/2	40SH	351203	351223
1/2	400SH	351204	351224
3/4	600SH	351205	351225
1	800SH	351206	351226

#### PH Series Plug

1/4	20SH	351231	351251
3/8	30SH	351232	351252
1/2	40SH	351233	351253
1/2	400SH	351234	351254
3/4	600SH	351235	351255
1	800SH	351236	351256

## Double and Shut off Couplers



Female Pipe Thread	Part No.	Steel CODE	Female Pipe Thread	Part No.	Steel CODE
S Series Socket			P Series Plug		
PT 1/8	1S	351501	PT 1/8	1P	351531
1/4	2S	351502	PT 1/4	2P	351532
3/8	3S	351503	PT 3/8	3P	351533
1/2	4S	351504	PT 1/2	4P	351534
3/4	6S	351505	PT 3/4	6P	351535
1	8S	351506	PT 1	8P	351536
1-1/4	10S	351507	PT 1-1/4	10P	351537
1-1/2	12S	351508	PT 1-1/2	12P	351538
2	16S	351509	PT 2	16P	351539



SM Serious Socket



PM Serious Plug

### B. Male Thread Type

Male Pipe Thread	Part No.	Steel	S.Steel
		CODE	CODE

#### SM Series Socket

PT 1/8	10SM	351301	351321
PT 1/4	20SM	351302	351322
PT 3/8	30SM	351303	351323
PT 1/2	40SM	351304	351324
PT 1/2	400SM	351305	351325
PT 1/2	600SM	351306	351326
PT 1	800SM	351307	351327

#### PM Series Plug

PT 1/8	10PM	351331	351351
PT 1/4	20PM	351332	351352
PT 3/8	30PM	351333	351353
PT 1/2	40PM	351334	351354
PT 1/2	400PM	351335	351355
PT 3/4	600PM	351336	351356
PT 1	800PM	351337	351357



SF Serious Socket



PF Serious Socket

### C. Female Thread Type

Female Thread Type	Part No.	Steel	S.Steel
		CODE	CODE

#### SF Series Socket

PT 1/4	20SF	351401	351421
PT 3/8	30SF	351402	351422
PT 1/2	40SF	351403	351423
PT 1/2	400SF	351404	351424
PT 3/4	600SF	351405	351425
PT 1	800SF	351406	351426

#### PF Series Plug

PT 1/4	20PF	351431	351451
PT 3/8	30PF	351432	351452
PT 1/2	40PF	351433	351453
PT 1/2	400PF	351434	351454
PT 3/4	600PF	351435	351455
PT 1	800PF	351436	351456

## Double Coupling Branch Piping Couplers for Air



CODE	Type	Size	Body Mounting	
			Socket	Plug
351651	S-20A	1/4"	20SM×4 40SM×1	400PM×1
351652	S-30A	3/8"		
351653	L-20A	1/4"		
351654	L-30A	3/8"		